

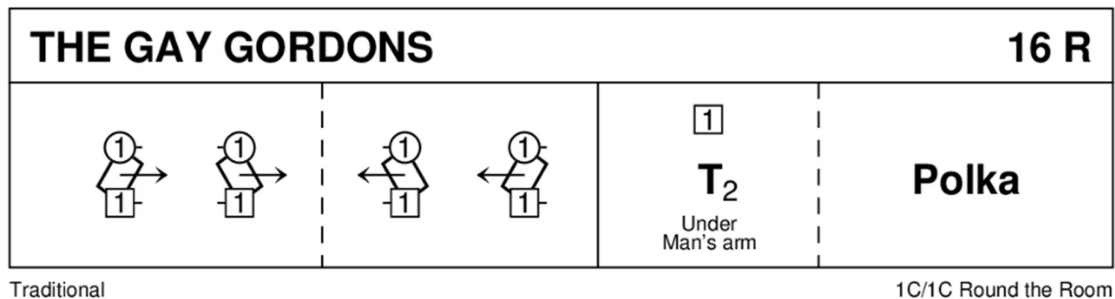
GAY GORDONS (M16) Round The Room

Round the room dance, Couples facing anticlockwise around room

1- 4 All in Allemande hold walk forward 4 steps, all turn about and walk backwards (same direction) 4 steps

5- 8 Repeat clockwise

9-16 All Men set as Ladies dance under Man's right arm, all polka round the room



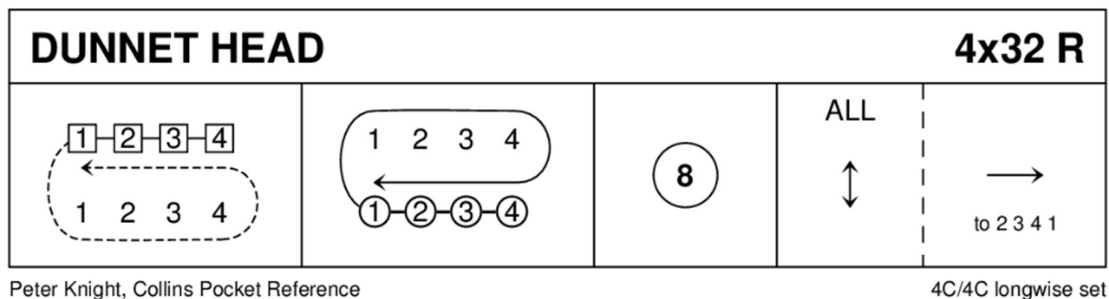
DUNNET HEAD (R4x32) 4C set Peter Knight Guide To SCD (ex-Collins)

1- 8 1L followed by 2L+3L+4L dance across top of set, down behind Men, across the bottom and back to places

9-16 Men repeat above Fig

17-24 All circle 8H round and back

25-32 All advance and retire for 2 steps, 1s dance down to bottom



WELCOME TO THE DANCE (J32) Round The Room Elinor Vandegrift Let's All Dance

Round the room dance, 2 facing 2

1- 8 All circle 4H round and back

9-16 All dance RH across and LH back

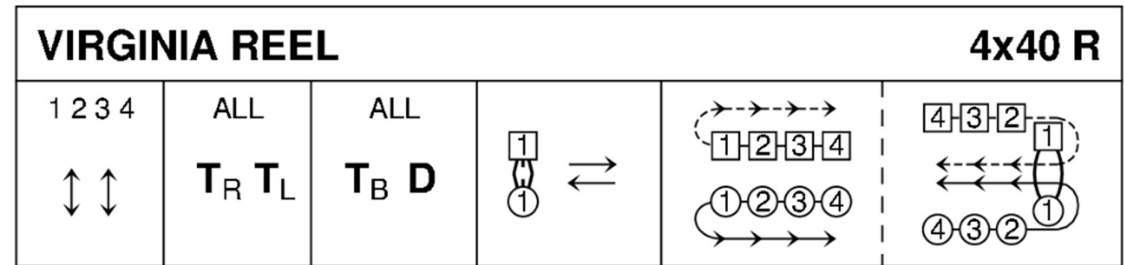
17-24 1M+2L also 1L+2M turn RH and turn LH

25-32 1s+2s advance and retire, 1s also 2s advance and pass RSh to meet the next couple

(no diagram)

VIRGINIA REEL (R4x40) 4C set Guide To SCD (ex-Collins)

- 1- 8 All advance and retire 2 steps twice
9-16 All turn partner RH and turn partner LH
17-24 All turn partner 2H and dance DoSiDo
25-32 1s slip step down the centre and back
33-40 1s followed by 2s+3s+4s cast to bottom and 1s form arch as 2s+3s+4s dance under arch and up to top. 2341



Collins Pocket Ref Book 4C/4C longwise set.

CANADIAN BARN DANCE (M16) Round The Room
Round the room dance, couples facing anticlockwise (Ladies on partners right)

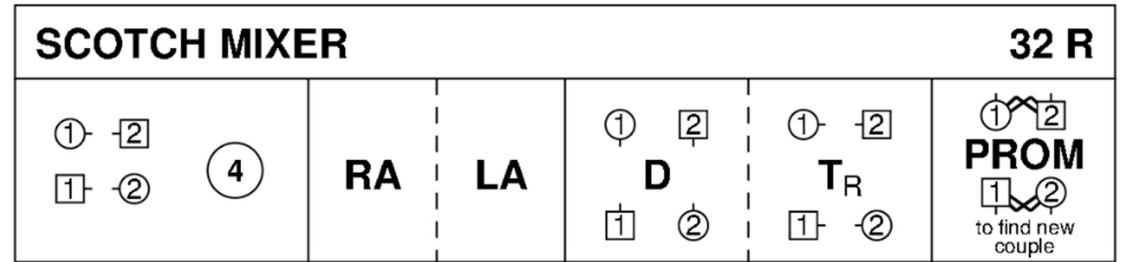
- 1- 4 Starting with outside foot walk forward for three steps and hop, walk backwards for three steps and hop
5- 8 Skip sideways away from partner (Men towards the centre, Ladies outwards) for two steps and clap, return to partner in waltz hold.
9-12 Skip sideways to the Man's left for two steps and back
13-16 Polka anticlockwise round the room

(no diagram)

***** BREAK *****

SCOTCH MIXER (R32) Round The Room
Round the room dance, 2 facing 2

- 1- 8 All circle 4H round and back
9-16 All dance RH across and LH back
17-24 All dance DoSiDo with partner, turn opposite partner RH ending in prom hold
25-32 In prom hold with new partner dance round room to find new couple



2C/2C Progressive

JIG TO THE MUSIC (J3x32) 3C set Doris Young 2nd Book Graded SCDs

- 1- 8 All advance and retire, all dance DoSiDo
 9-16 All turn RH, all turn LH
 17-24 1s slip step down for 4 and back to top, 1s cast to bottom and 2s+3s step up
 25-32 All circle 6H round and back

JIG TO THE MUSIC						3x32 J
1 2 3 ↑ ↓	ALL D	ALL T_R	ALL T_L			2 3 1

Doris Young & the Airyhall class, RSCDS Graded Book 2.7

3C/3C longwise set.

THE DASHING WHITE SERGEANT (R32) Round The Room RSCDS Book 3

Round the room dance, 3 facing 3

- 1- 8 All circle 6H round and back
 9-16 Centre dancer sets and turns 2H person on right, sets and turns 2H person on left
 (popular variation - turn person on right RH, turn person on left LH)
 17-24 All dance reels of 3 with centre dancer passing LSh with person on right (popular
 variation - RSh to person on right)
 25-32 All advance and retire, advance to meet next group of 3 dancers (1 group of 3 passing
 under arches made by opposite group)

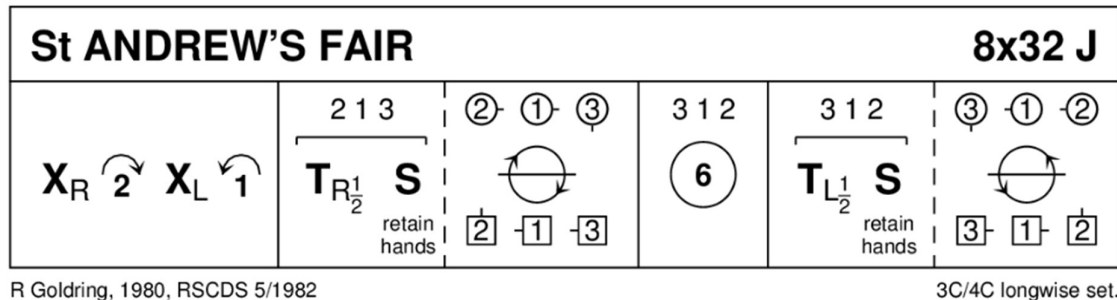
DASHING WHITE SERGEANT				Highland Reel	32 R
					ALL

Anderson, 1897, RSCDS Book 3.2

2T/2T Round the Room.

ST ANDREW'S FAIR (J8x32) 3C (4C set) Roy Goldring 5 SCDs

1- 8 1s cross RH, cast 2 places, cross LH below 3s and cast up to 2nd place own sides
 9-16 2s+1s+3s ½ turn RH retain hands and all set (M face down and L up) 2L leads Ladies across and down own side while 3M leads Men across and up
 17-24 3s+1s+2s circle 6H round and back
 25-32 3s+1s+2s ½ turn LH retain hands and all set (M face up and L down) 2L leads Ladies across and up own side while 3M leads Men across and down. 213



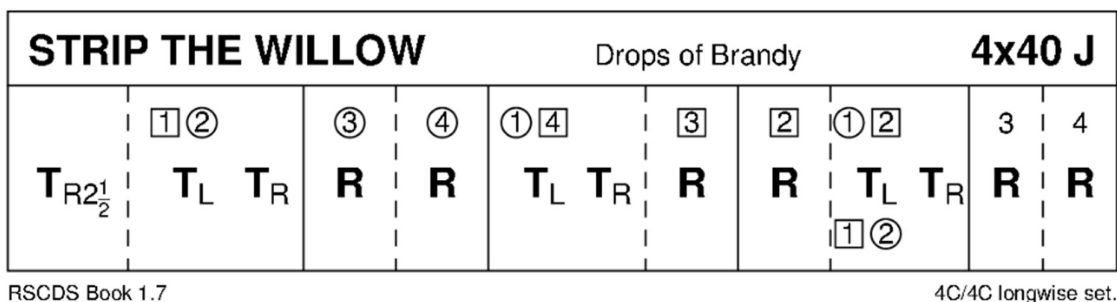
THE BRAMBLE CIRCLE (R32) Circle Elinor M Vandegrift Let's All Dance
 Circle Dance, Man has Lady on his right

1- 8 All circle round and back
 9-16 All advance 2 steps and retire twice
 17-24 All turn partners RH once round to face next dancer, turn new partner LH 1¼ times and face anticlockwise in prom hold (Lady on Man's right)
 25-32 All Promenade and end in circle to repeat

***** EXTRAS *****

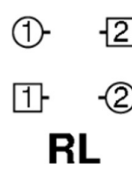

STRIP THE WILLOW (Drops Of Brandy) (J4x40) 4C set RSCDS Book 1
 Running step

1- 8 1s turn RH 2½ times (4 bars), 1L turns 2M LH then turns partner RH
 9-16 1L turns 3M LH, turns partner RH, 1L turns 4M LH and turns partner RH
 17-24 1M turns 4L LH, turns partner RH, 1M turns 3L LH and turns partner RH
 25-32 1M turns 2L LH, turns partner RH, 1L turns 2M LH as 1M turns 2L LH, 1s turn RH in centre
 33-40 1s similarly turn 3s LH, turn partners RH, turn 4s LH and turn partners RH to 4th place own sides (last turn uses the next first 2 bars of music)



CIRCASSIAN CIRCLE (R32) Round The Room RSCDS Book 1
 Round the room dance, 2 facing 2

1- 8 All dance R&L
 9-16 All set to partner twice and turn 2H
 17-24 All dance Ladies' Chain
 25-32 All dance Poussette to change places and progress to face next couple

CIRCASSIAN CIRCLE			32 R
 <p>RL</p>	<p>1 2</p> <p>S₂ T_B</p>		<p>1 2</p> <p>P</p>

RSCDS Book 1.3

2C/2C Round the Room.

The Cumberland Jig

Anon RSCDS Book 1 (adapted by Reuben Freemantle)

Jig 4 x 32 bars 4 Couple Repeat 4 Couple Set Longwise Set

This is a version of Cumberland Reel with only 8 bars for the casting and leading back up starting on bar 17. Beginners find this timing more intuitive than the 12-bar timing in the RSCDS original.

- 1-4** 1s2s right hands across;
- 5-8** 1s2s left hands across;
- 9-16** 1s take both hands and slip down and back;
- 17-20** 1s followed by 2s 3s 4s cast on own sides to the bottom;
- 21-24** with nearer hands joined, 1s followed by 2s 3s 4s lead to the top, 2s finishing in 1st place;
- 25-28** taking right hands, 1s lead down under arches made by 2s 3s 4s;
- 29-32** 2s 3s 4s 1s turn by the right, slowly.